


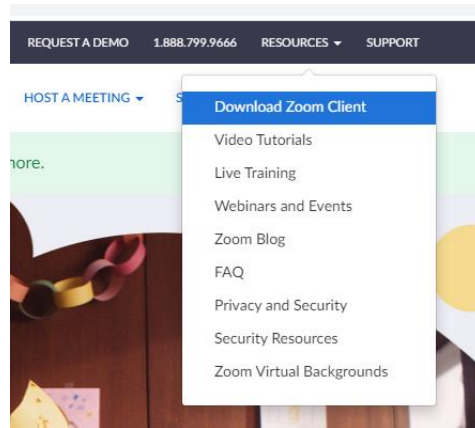


Computer : Zoom Installation

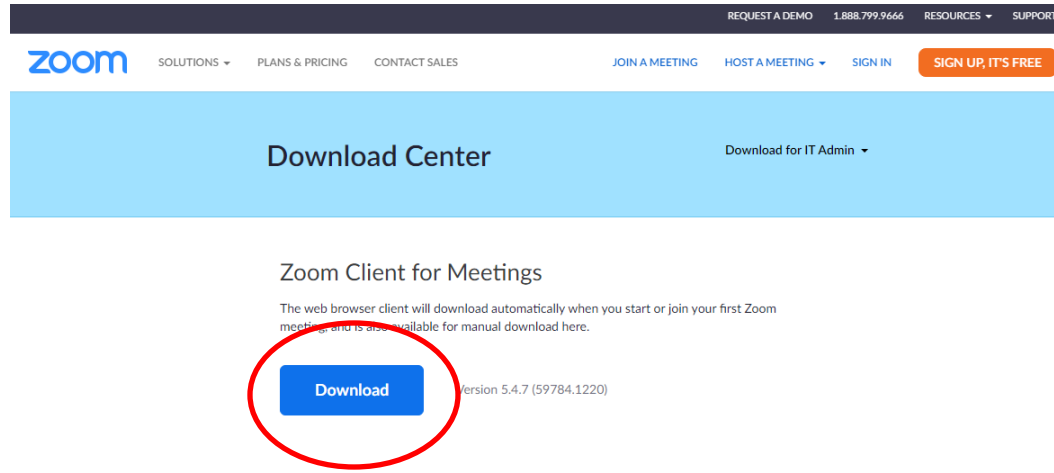
- Go to <https://zoom.us/> (using Chrome browser).



- Select top menu > Resources > Download Zoom Client.

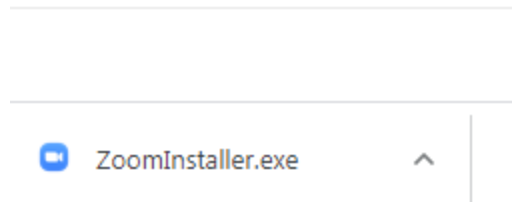


- Click Download for Zoom Client for Meetings.

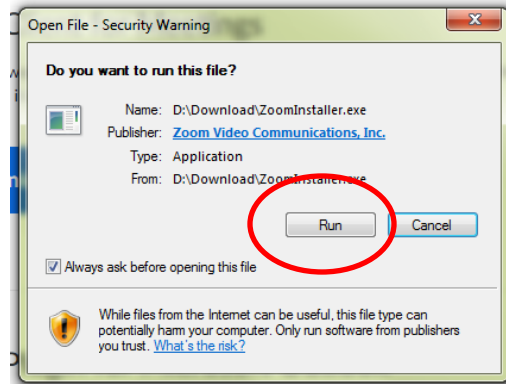


The screenshot shows the Zoom website's Download Center. At the top, there is a dark navigation bar with links for 'REQUEST A DEMO', '1.888.799.9666', 'RESOURCES', and 'SUPPORT'. Below this is a white navigation bar with the Zoom logo and links for 'SOLUTIONS', 'PLANS & PRICING', 'CONTACT SALES', 'JOIN A MEETING', 'HOST A MEETING', 'SIGN IN', and a prominent orange 'SIGN UP, IT'S FREE' button. The main content area has a light blue header with 'Download Center' and a dropdown for 'Download for IT Admin'. The section is titled 'Zoom Client for Meetings' and includes a paragraph: 'The web browser client will download automatically when you start or join your first Zoom meeting and is also available for manual download here.' Below this text is a blue 'Download' button, which is circled in red. To the right of the button, the text 'Version 5.4.7 (59784.1220)' is visible.

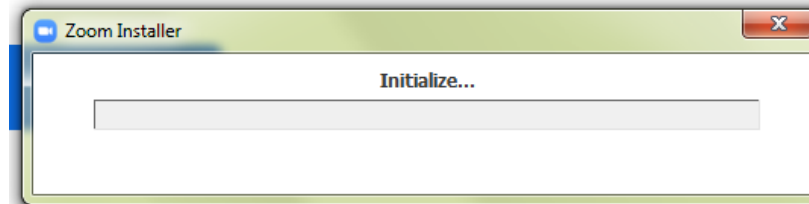
- After successfully download, click on the bottom of browser to install the Zoom software.



- Click Run to install.



- Installation will started.



- Congratulation, you have successful install Zoom software.




iPhone : Zoom Installation



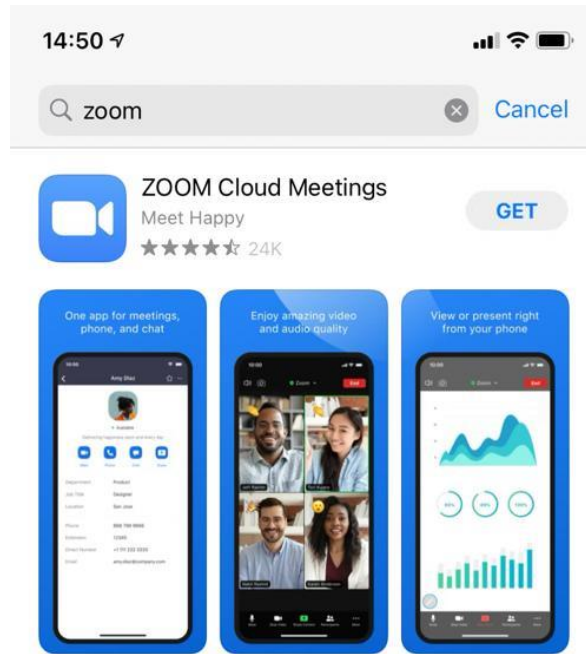
- Go to App Store.




- Search “zoom”.




- Click “Get” to start installation.



- Your Zoom apps will be display on your iphone.



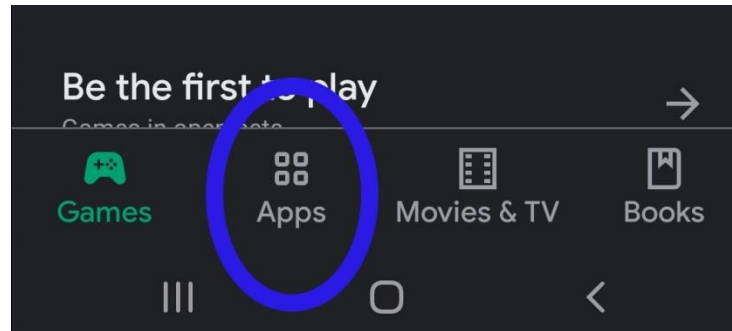
Android : Zoom Installation



- Go to Google **Play Store** icon.



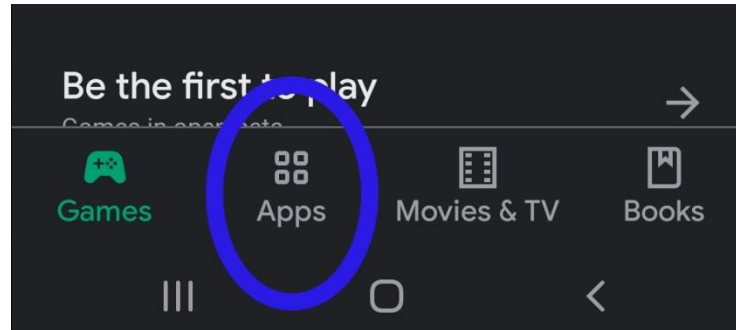
- In Google Play, tap on **Apps**.



- Tap on the Google **Play Store** icon.



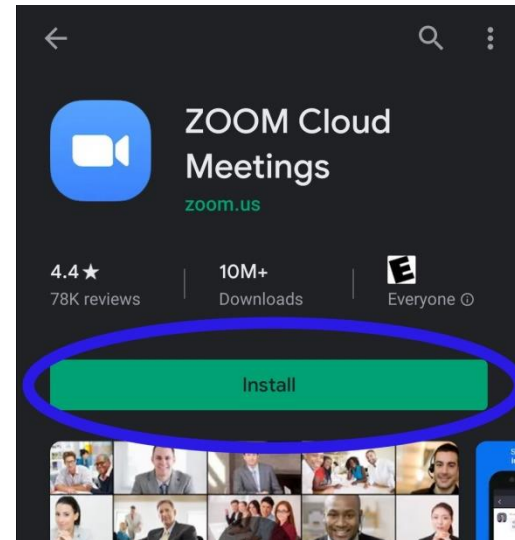
- In Google Play, tap on **Apps**.



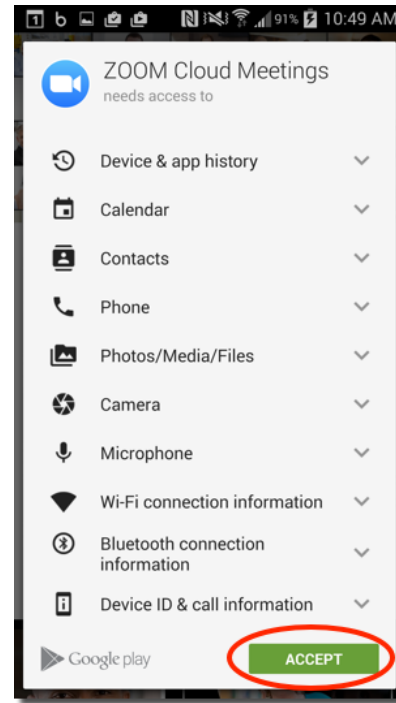
- In the Play Store screen, tap on the Search icon (magnifying glass) located at the top right-hand side of the screen.
- Enter *zoom* in the search text area, and then tap **ZOOM Cloud Meetings** from the search results.




- In the next screen, tap **Install**.
- Enter *zoom* in the search text area, and then tap **ZOOM Cloud Meetings** from the search results.



- In the next screen, tap **Accept**.



- Your Zoom apps will be display on your phone.



Thank You